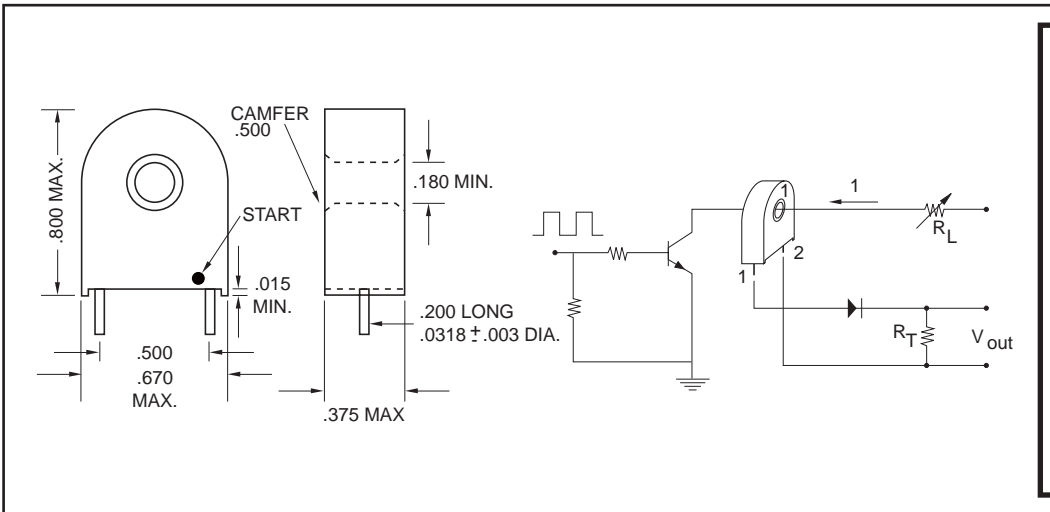


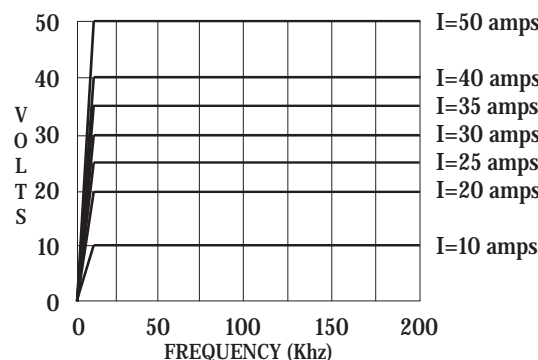
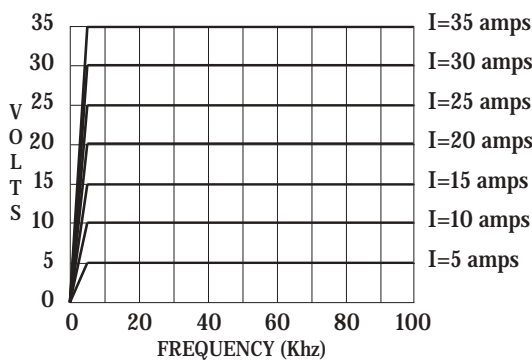
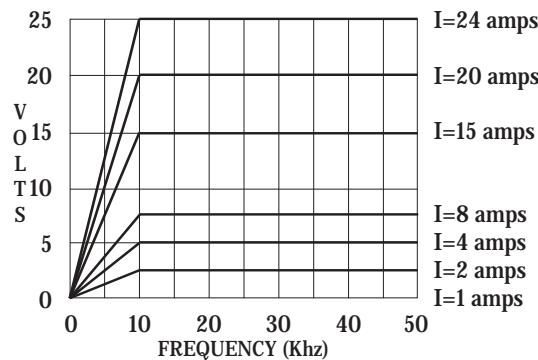
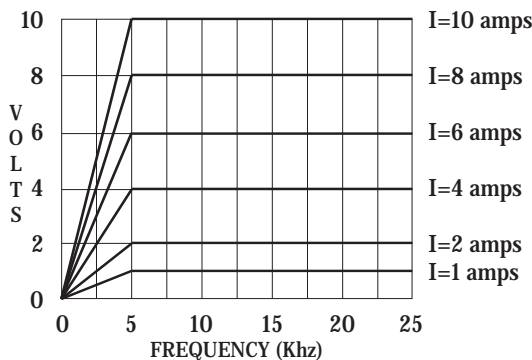
CS Series Current Sensor



Part Number	Turns Ratio	L @ 1Khz Secondary	Rdc Max Secondary
CS-050	50:1	8 mH Min	0.8 Ohms Max.
CS-100	100:1	20 mH Min	1.4 Ohms Max.
CS-200	200:1	118 mH Min	4.1 Ohms Max.
CS-400	400:1	420 mH Min	16.5 Ohms Max.

- Molded Case Using 94 Vo Material
- Center Hole Wall thickness .02" min.
- Complies With Class B Requirements

- PCB Standoffs for Through Circuit Board Wash
- Hipot Tested At 3000 VRMS Secondary
- To .180" Dia. Bare Wire Through Hole



FEATURES

- Miniature Size
- Ideal For Switch Mode Power Supplies
- Fixed lead spacing
- High accuracy
- Molded aperture for primary wire(s)
- Frequency range up to 200 KHz
- PC board mounting

APPLICATIONS

- Isolated current feed-back signal in switch mode power supplies
- Motor current load/overload
- Ultra-sound current
- Isolated bi-directional current sensor with full wave bridge rectifier
- High resolution sonar current

Wilco Corporation

6451 Saguro Ct.
Indianapolis, IN 46268
Hotline 800•611•2343
Fax 317•293•9462
www.wilcocorp.com